



European Federation of the Parquet Industry
 Fédération Européenne de l'Industrie du Parquet
 Föderation der Europäischen Parkett-Industrie

Address: Rue Montoyer 24/box 20, BE-1000 Brussels
 TP: +32 2 556.25.87 - TF: +32 2 287 08.75
 E-mail: info@parquet.net - www.parquet.net - www.realwood.eu
 VAT BE 0552.491.709

Press release

23-06-2016

FACING THE FUTURE WITH OPTIMISM

THE EUROPEAN PARQUET INDUSTRIES IN 2015

Confirming the January forecast of the FEP (European Federation of the Parquet Industry) issued at the start of the DOMOTEX fair in Hannover, the consolidated data provided by member companies and affiliated national associations indicates that the global European market experienced a slight growth of 0.5% in 2015. Though the results show some variation from country to country.

Compared to 2014, the overall consumption figures in 2015 point to an increase by 0,48%. As far as production is concerned, the trend already witnessed in the previous years, namely the strategic choices made by several producing companies to relocate their production in European countries outside the FEP territory, was once again confirmed and reinforced. The production in FEP territory upturned by 2,61% to almost 64 millions square meters, while the European production outside FEP countries is at an estimated 14,6 millions square meters.

Parquet production in Europe

	FEP Countries (***)		EU - outside FEP(**)	Total	
	000 m ²	+ / - %		000 m ²	Total
1990	35.634	3,09%		35.634	
1991	35.294	-0,95%		35.294	
1992	37.977	7,60%		37.977	
1993	40.396	6,37%		40.396	
1994	44.972	11,33%		44.972	
1995	49.798	10,73%		49.798	
1996	50.578	1,57%		50.578	
1997	53.836	6,44%		53.836	
1998	58.308	8,31%		58.308	
1999(*)	64.774	11,09%		64.774	
2000	69.812	7,78%		69.812	
2001	75.621	8,32%		75.621	
2002	76.741	1,48%		76.741	
2003	81.039	5,60%		81.039	
2004	91.453	12,85%		91.453	
2005	93.977	2,76%		93.977	
2006	95.911	2,06%		95.911	
2007	98.334	2,53%		98.334	
2008	82.724	-15,87%		82.724	
2009	65.522	-20,79%		65.522	
2010	68.500	4,54%		68.500	
2011	69.630	1,65%		69.630	
2012	66.266	-4,83%	7.000	73.266	
2013	65.027	-1,87%	10.000	75.027	2,40%
2014	62.357	-4,11%	13.500	75.857	1,11%
2015	63.982	2,61%	14.600	78.582	3,59%

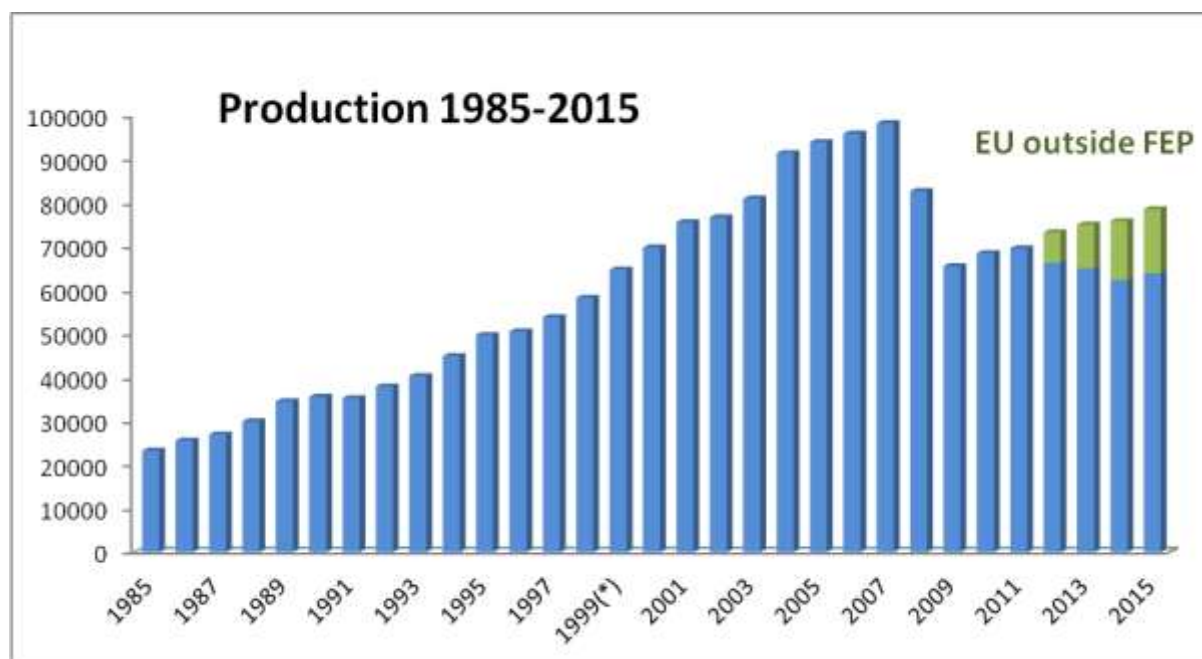
(*) As of 1999, figures shown represent total market in FEP area.

No distinction is made between "traditional" and "new" member countries.

(**)Best estimates according to information received from FEP affiliates

(***) Please note that maritime pine and softwood are no more considered in estimations of French parquet consumption and production, time series have been revised accordingly

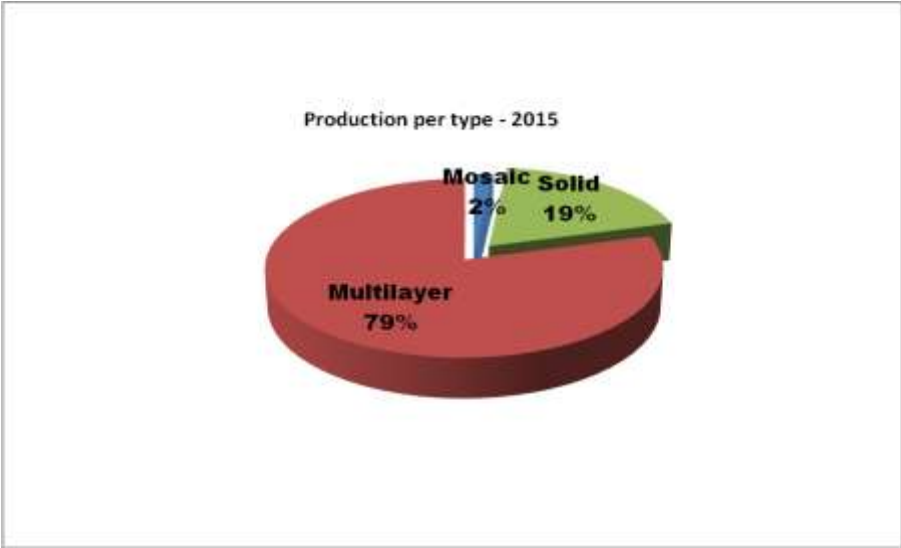
The total production in FEP territory rose by 2,61% to a volume of 63.982.220 m². Taking into account the total production in Europe (FEP countries + EU outside FEP) implies that production in 2015 rose by 3,59% and exceeded 78,5 million m².



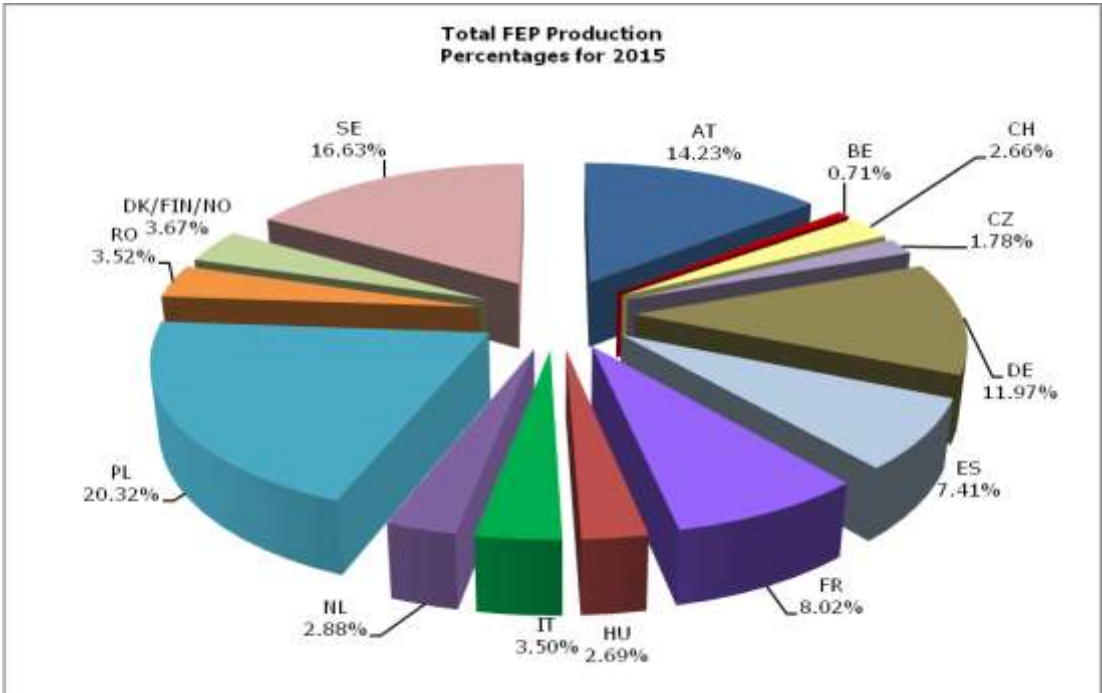
Consumption in the FEP area improved by 0,48%, to a level of 75.768.490 m². It is important to note that maritime pine and softwood are no more considered in French estimations of parquet consumption and production, time series have been revised accordingly.

	Production development 2015/2014	Consumption development 2015/2014
AT	1,26%	0,00%
BE	16,67%	3,00%
CH	-3,07%	1,89%
CZ	-7,24%	0,00%
DE	-7,25%	-1,55%
ES	10,44%	0,96%
FR	0,10%	5,85%
HU	-2,10%	7,00%
IT	4,19%	-1,96%
NL	15,53%	3,65%
PL	-1,29%	-2,03%
RO	0,18%	0,00%
SK	14,05%	0,58%
DK/FIN/NO	11,90%	-11,26%
SE	14,53%	14,29%
FEP	2,61%	0,48%

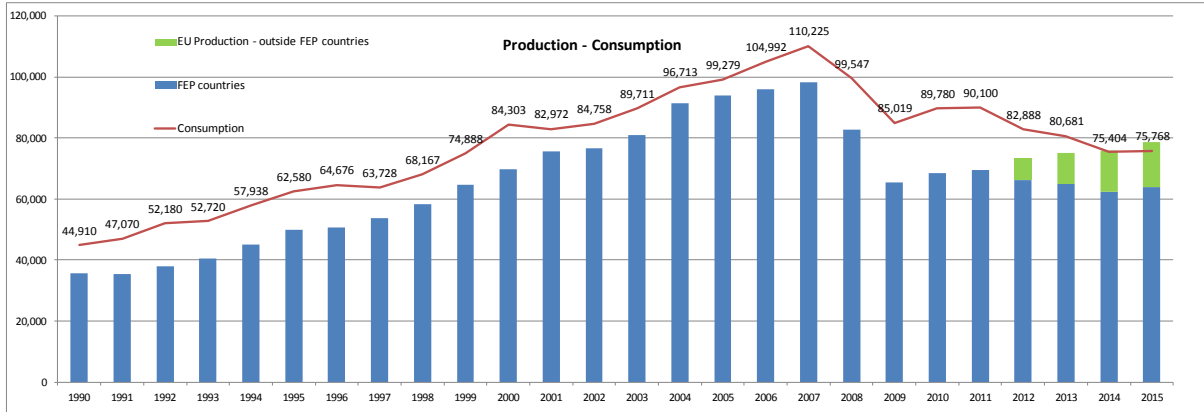
The 2015 total parquet production per type remains similar to the picture already presented from 2010 onwards, whereby multilayer comes in first with 79% (compared to 76% in 2014), being followed by solid (including lamparquet) with 19% (compared to 22%) and mosaic at 2% of the total cake.



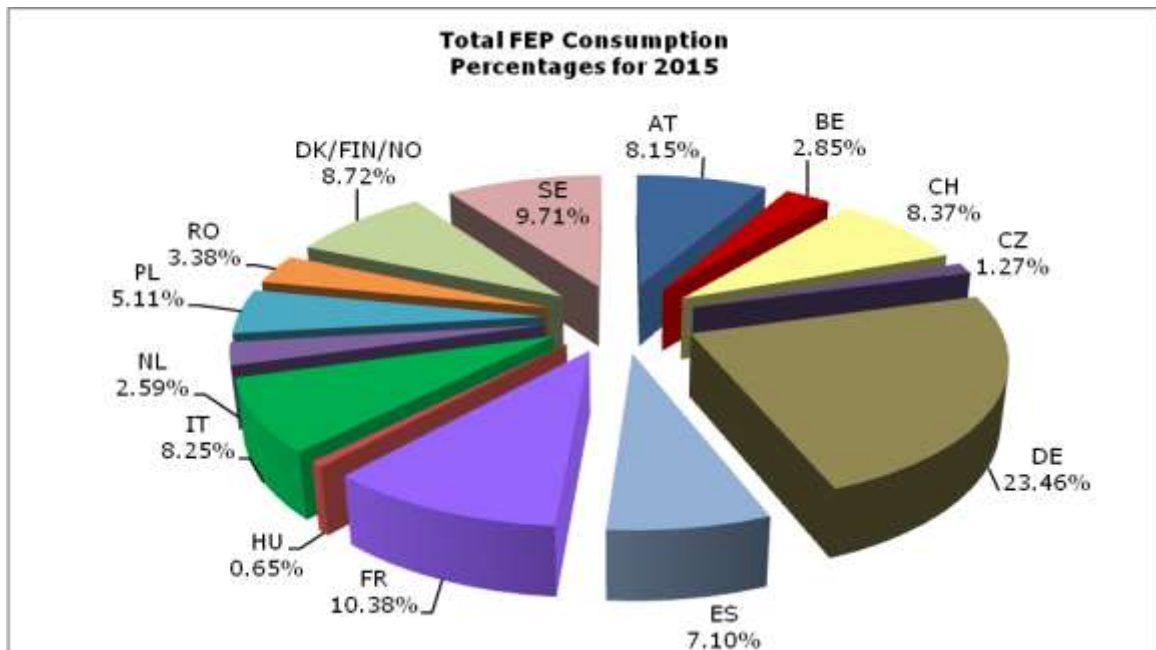
In absolute production figures by country, Poland maintains its top position at 20,32% despite a slight decrease in production. Sweden consolidates its second place on the podium with 16,63%. It is followed by Austria at 14,23%, which took the last position on the podium from Germany.



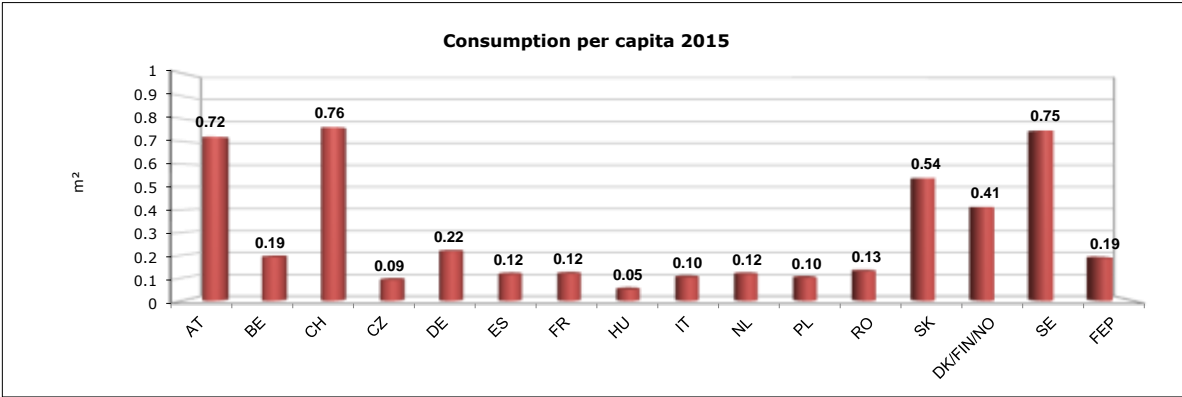
Consumption in the FEP area rose by 0,48% to reach 75.768.490 m² compared to 75.404.400 m² the year before.



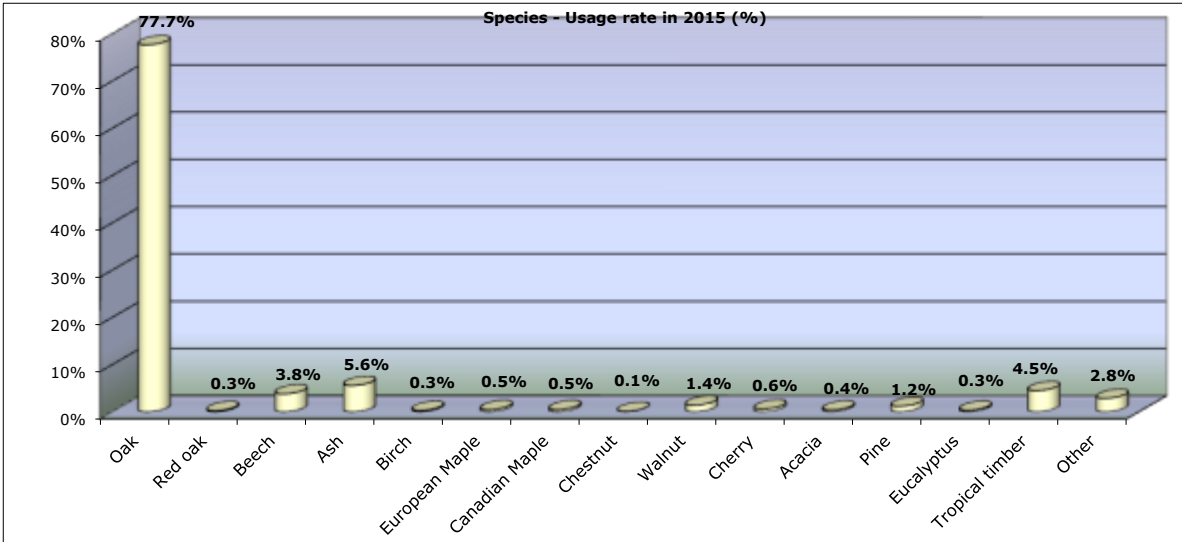
In terms of consumption per country, Germany maintains its first position with 23,46% and is still followed by France at 10,38%. Sweden completes the podium with 9,71% and is followed by the Nordic Cluster at 8,72%. Italy with 8,25% was not able to keep its fifth position taken by Switzerland (8,37%).



The per capita parquet consumption remains the highest in Switzerland (0,76 m²), followed by Sweden at 0,75 m² and Austria (0,72). In the total FEP area, the consumption per inhabitant remains stable at 0,19 m² in 2015.



Use of wood species



The usage of wood species in 2015 as shown on the above graph indicates that oak is advancing further and reaches 77,7%. Tropical wood species use stabilised at 4,5%. Ash and beech remain the two other most common chosen species with 5,6% and 3,8% respectively.

Outlook for 2016 & 2017

After several years of hardship for the European Parquet Producers and the overall negative developments in both consumption and production, the sky has somewhat cleared up in 2015 positively impacting the global result. The EU economic indicators point towards a continuation of a slightly positive trend and the generally encouraging reports received from a majority of FEP member countries after the first quarter of the current year fuel the hope for better times ahead.

Two additional factors seem to be of crucial importance in the given context:

- the raw material supply situation (especially for oak);
- the degree of success in "lifting" parquet to the level of being an indispensable product in interior decoration and thereby moving it to the earlier stages in the consumers' decision process.

From previous detailed Marketing surveys that FEP has conducted we know that parquet has a very high desirability coefficient. It is sustainable, made from a renewable raw material and should be valued as a long-term investment. Focused consumer education seems to be a sine-qua-none on the road to success.

*More information on this issue is available from the FEP Secretariat in Brussels.
(Tel: +32 2 556 25 87 / info@parquet.net).*